

Lernstoff Englisch für die Klassen 4 a und b

Dienstag, den 09.02.2021

Weather

Wetter

1. A winter story

Eine Wintergeschichte

→ **Audiodatei siehe Schulhomepage**

Let's hear the story about the snowmen once again! But today it's a very long story.

Wir hören die Geschichte über die Schneemänner noch einmal. Aber heute ist es eine sehr lange Geschichte.

Use your worksheet from our last lesson!

Verwende das Arbeitsblatt von der letzten Stunde noch einmal!



You can read the text here:

Du kannst den Text hier mitlesen.

Story: A winter story

- 1) It's a frosty day in winter. It's five degrees below zero. The sun is shining and there is a lot of snow. Lily, Ben, John and Nelly put on their winter clothes and go outside into the snow. They want to build snowmen. Lily's snowman has got a red hat. Ben's snowman has got a broom. John's snowman has got three black buttons and Nelly's snowman has got a carrot as a nose.
 - 2) When they have finished building their snowmen the children and Nelly have a snowball fight. They have a lot of fun. Only John doesn't like it.
 - 3) In the evening the children and Nelly are very tired. They go to bed and fall asleep very fast.
 - 4) That night the moon is shining. Look at the snowmen. They wake up and start to move.
 - 5) The snowmen start some winter activities. At first they start sledging. Sledging at night is exciting. Nelly's snowman loses his nose.
 - 6) Then the snowmen try snowboarding. It's so difficult! Ben's snowman falls down and loses his broom. He is sad.
 - 7) Now the snowmen go on ice to play ice hockey. What's that? The puck hits the red hat.
 - 8) Next morning the children and Nelly go to their snowman. *Oh no! Where is my snowman's hat?*, Lily says. *And my snowman hasn't got his broom*, Ben cries. *And my snowman's nose is missing*, shouts Nelly. Only John is happy.
- Can you tell them what happened the night before?

2. exercise: worksheet 'Seasons and activities'

Übung: AB "Jahreszeiten und Aktivitäten"

KV 20 Seasons and activities

Read. Then complete the sentences.

In winter I can _____

3. exercise: How many degrees is it in ...?

Übung: „Wie viel Grad ist es in ...?“

Listen and read the sentences!

Höre dir den Text von der Schulhomepage an und lies die Sätze dazu!

→ **Audiodatei siehe Schulhomepage**

How many degrees is it in ...?



4. exercise: What's the weather like?

Übung: Wie ist das Wetter? Ordne jedem Bild einen Satz zu! Verbinde mit Linien!



Mittwoch, den 10.02.2021

Valentine's Day

Valentinstag

Der Valentinstag ist der Tag der Verliebten und wird am 14. Februar begangen. Der Brauch geht auf das Fest des heiligen Valentinus zurück. Im Jahre 469 wurde der Gedenktag für Valentinus vom damaligen Papst festgelegt. Das war vor über 1500 Jahren. Die heute bekannten Bräuche entwickelten sich etwa seit dem Jahr 1800 in England. Von dort aus verbreiteten sie sich in der ganzen Welt.

1. Valentine's Day

Write down the words into your vocabulary book!

Schreibe die Wörter in dein Vokabelheft!

Practise the words with your CD!

Übe die Wörter mit deiner CD!

Valentine's Day

Valentine card

flowers

Valentinstag

- *Valentinskarte*

- *Blumen*

heart

kiss

peanut

- *Herz*

- *Kuss*

- *Erdnuss*

→ CD Klasse 4, Nr. 31
mit AH S. 63 oben

Alle Vokabeln sind zu lernen! Benutze die CD für die richtige Aussprache!

2. Text: It's Valentine

Text: Es ist Valentinstag

Listen to the text!

Hör dir den Text an!

Text: It's Valentine

Valentine's Day is on 14th of February. It is a very special day in Great Britain and it is very popular in Germany, too. In England people send letters or Valentine cards to people they love or they like very much. The more cards you get the more popular you are.

Sometimes you don't put your name under the letter or card to keep it a secret.

Just put XXX for Kiss, Kiss, Kiss instead of your name on the card.

So the person who gets the letter or card can only guess who sent it. He or she doesn't know who the letter is from. That is a lot of fun, because you can only guess. And you don't know for sure.

At the beginning of February you can see wonderful Valentine cards in the shop windows.

Sometimes there are flowers or nice poems on the front. I want to make my own cards this year. I must find a nice rhyme to write on the card. Which rhyme do you like best? Have you got a favourite one?

Have a look at page 51 in your *Pupil's Book*.

3. exercise: activity book page 51 no. 1

Übung: AH S. 51 Nr. 1: Trage die Wörter ein!

4. Rhymes: Listen to the rhymes and read them!

Reime: Hör dir die Reime an und lies sie auf der Kopie!

→ CD Klasse 4, Nr. 32

Zusatz: AH S. 51 Nr. 2: Postkarte beschriften

Song: I love you (CD Nr. 33)

Kopiervorlage „Love letter“: Begründung ankreuzen, farbig gestalten oder verzieren und abschicken: an Freund oder Freundin oder auch an jemanden aus der Familie

How many degrees is it in ...?




It's 10 degrees below zero in Stockholm.



It's 25 degrees in Istanbul.




It's 18 degrees in New York.



It's 3 degrees below zero in Dresden.



It's 4 degrees in London.



It's 20 degrees in Sydney.

What's the weather like?

Read and draw lines!



It's snowing.



It's sunny.



It's windy.



It's stormy.

It's icy.

It's raining.

It's foggy.

It's cloudy.



Name: _____ Date: _____

KV 20 Seasons and activities

Read. Then complete the sentences.

In winter I can _____.

In summer I can _____.

In spring I can _____.

In autumn I can _____.

go skiing

look for Easter eggs

have a Halloween party

go in-line skating

go snowboarding

play football

fly a kite

play table tennis

go skateboarding

play hopscotch

eat ice-cream

ride my bike


build a snowman

pick apples

go to the beach

go swimming


have a snowball fight



Let's celebrate: Valentine's Day


Listen to the rhymes!

Written with a pen,
Sealed with a kiss.
I love the girl
Who opens this.




Roses are red,
Violets are blue.
Everything is fine
When I'm with you.

Roses are red,
Violets are blue.
Are you for me?
I am for you.



I like you, I like you,
I like you so well.
If I had a peanut,
I'd give you the shell.

I have got a big red heart
That to you I will send.
It brings you love and kisses,
Because you are my friend.



Sugar is sugar
And tea is tea.
I love you.
Do you love me?

Roses are red
And violets are blue.
Sugar is sweet
And so are you.

I like you, I like you,
With my heart and soul.
If I had a doughnut,
I'd give you the hole.



Be My
VALENTINE



Love





Love letter

I love you ... ♥



because you are good at sports.

because you are cool.

because you like what I like.



because you help me with my homework.

because you are so funny.

because you like the books I like.

because you play a card game with me.



because you make my breakfast.

because you phone the doctor when I'm ill.

because you cook me the meals I like.

because you are a good friend.

because you listen to me.

because you play football with me.



because you can keep secrets.

