

1. New vocabulary Please write in your vocabulary book.
Neue Vokabeln – Schreibe in dein Vokabelheft.

Activities

reading - lesen

playing - spielen

riding - reiten

listening - hören

skating - skaten

dancing - tanzen

skiing - Ski fahren

swimming - schwimmen

running - rennen

singing - singen

walking - gehen

skipping - springen

2. Open your Activity book at page 20, number 1.

Öffne dein Arbeitsheft auf der Seite 20, Nr. 1

- reading a book (ein Buch lesen)
- riding a bike (Fahrrad fahren)
- listening a CD (eine CD hören)
- listening music (Musik hören)
- playing on PC (am PC spielen)
- playing ball (Ball spielen)
- in-line skating (Inliner fahren)



Which of these hobbies do you like? Tick boxes.

Welche dieser Hobbies gefallen dir? Kreuze an.

3. Activity book at page 20, number 2

I like And you?






Ich mag Und du? Setze dein Lieblingshobby ein.

4. Activity book at page 20, number 3

Which toys do you like? Make a questionnaire and draw 😊 or a ☹️.

Welches Spielzeug magst du? Fülle den Fragebogen erst von dir selbst aus und dann frage noch eine weitere Person (deinen Bruder, deine Schwester, ...) und ergänze 😊 oder ☹️.

3 Which toys do you like? Make a questionnaire and draw a 😊 or a ☹️.

Do you like ...?					
name 1: deinen Namen	☹️	😊	😊		
name 2: ein Freund, ...					

5. Separate the page "My English Book 1" from the workbook. Fill in the gaps, cut out, and staple the pages together.

Trenne aus dem Arbeitsheft die Seite „My English Book 1“ heraus. Ergänze die Lücken, schneide aus und hefte die Seiten zusammen.

My English Book 1

Goodbye!	My English Book 1		 I like _____ I don't like _____
12	1	Hello. I'm _____. I'm _____ years old.	2
 My favourite colour is _____.	 I'm a _____.	 I live in _____.	 In my pencil case there are my _____.
10	3	4	9
 My favourite toy is my _____. I'd like a _____, too.	 I have got _____ brother(s) and _____ sister(s).	 My friend's name is _____.	 I like my _____.
8	5	6	7

6. Worksheet: Happy birthday, David!

Arbeitsblatt: Alles Gute zum Geburtstag, David!

Happy birthday, David!

Toys

Happy birthday, David. Here is your favourite football . Thank you, mum.	Happy birthday, David. Here is your favourite toy car . Thank you.
Happy birthday, David. Here is your favourite building set . Thank you.	Happy birthday, David. Here is your favourite jigsaw puzzle . Thank you.
Happy birthday, David. Here, Aaaw, I is your favourite game . never got my favourite present. Thank you.	Happy birthday, David. I think I better give you your skateboard . Thank you, dad. This is the best birthday present!

His mum gives David a _____.

Anna and Michael give him a _____.


James and Sheila give him a _____.

Ian and Diana give him a _____.

Lisa gives him a _____.

David's favourite present is a _____.

Toys



His mum gives David a _____.

Anna and Michael give him a _____.

James and Sheila give him a _____.

Ian and Diana give him a _____.

Lisa gives him a _____.

David's favourite present is a _____.

diligence - Fleiß

1



Michael likes his teddy bear.

Michael mag seinen Teddybär.

James likes _____ skipping rope. Anna likes her doll.

Peter _____ scooter. Sheila _____ kite.

Setze his oder her ein.
his = sein/seine/seinen (bei Jungen)
her = ihr/ihre/ihren (bei Mädchen)

2



There are three skipping ropes.

Dort sind drei Springseile.

There are _____.

There are _____.

There are _____.

There are _____.

There are _____.

There are _____.

There are _____.

There are _____.